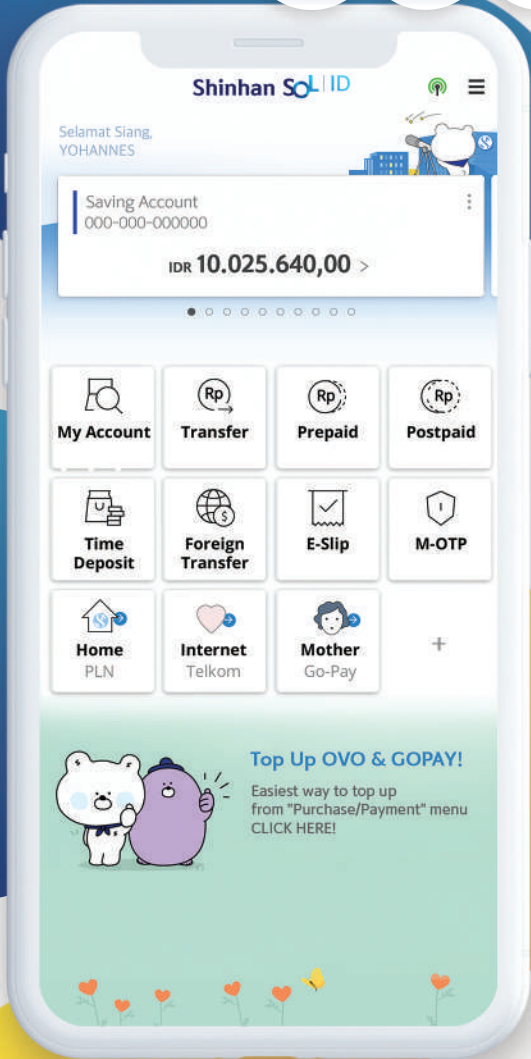


# SOL

New Mobile Banking Experience



 **Shinhan Bank**

Last Updated Oct 01, 2020

Towards New Digital Age of Banking

# SOL

## SHINHAN

Use ATM Machines with Logo:



Scan and find branches



Scan to Download



 Call Center  
**1500881** [www.shinhan.co.id](http://www.shinhan.co.id)  
Shinhan Bank

International Financial Center 2, 30th and 31st floor  
Jalan Jenderal Sudirman Kav 22-23  
Jakarta Selatan 12920

Search | SOL Indonesia



PT Bank Shinhan Indonesia terdaftar dan diawasi oleh Otoritas Jasa Keuangan (OJK) Dan dijamin oleh Lembaga Penjamin Simpanan (LPS)

## EASY

- OTP is not needed to make transaction, simply use 6 digit PIN
- Share E-Slip via Whatsapp messenger or SMS

## FAST

- Experience the quick way of login Biometric, pattern or just 6 digit number
- Setup preferred menu and quick transaction on main menu. Futhermore, widget transfer is possible from home screen



## SAFE

- SOL can be used in 1 device only
- 24 hours freeze period after the user is activated on other device

### Free Transaction Fee

30x free transaction fee in SOL and 5x free transaction fee at ATM machine during promotion period

## TRANSFER

### ❖ Domestic Transfer

- Online (Real time 24 hours)
- SKN/RTGS (Business day 8 AM - 2 PM)
- Phone Number Transfer

### ❖ Foreign Currency Transfer

- Overseas Transfer

**Up to 80%** Discounted exchange rate

Transfer to :

USD | AUD | EUR | SGD | HKD | JPY

- FX Transfer Within Shinhan

Available between IDR and USD account

For more detail



## BILL PAYMENT

### ❖ Prepaid & Postpaid

- Postpaid : Telkompay, Telkomsel Halo, PLN Postpaid
- Prepaid : PLN Prepaid, Telkomsel, XL, Tri, Smartfren

### ❖ Top Up & Online Payment

- Top-up: Gopay and OVO

### ❖ Tax MPN

### ❖ Credit Cards

Check updated Biller



Check updated rate



## Online Time Deposit

- Minimum IDR 1.000.000 / USD 100
  - No opening fee
  - No cancellation penalty
  - Competitive interest rate
- (Interest rate can be changed according to Bank regulation)

1. Download 'Shinhan SOL' from: **Play Store (Android)** **App Store (IOS)**



2. Open SOL and enter User ID & Password

- Use existing user ID and Password
- Or visit branch to register SOL banking

3. Enter SMS OTP and create 6 digit M-OTP PIN

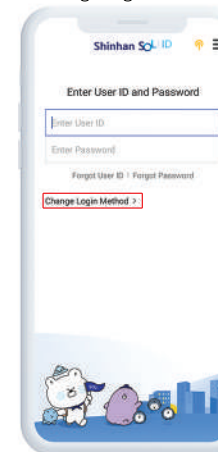
4. Experience convenient functions:

- For easy login use "Change Login Method", Choose among fingerprint, face recognition (For Iphone x above), simple password and pattern
- Register Widget Transfer
  - a. Click ☰ and choose "Transfer" menu
  - b. Click "Manage Quick Transaction"
  - c. Click "Register" or click "⋮" from list & "Register shortcut menu"

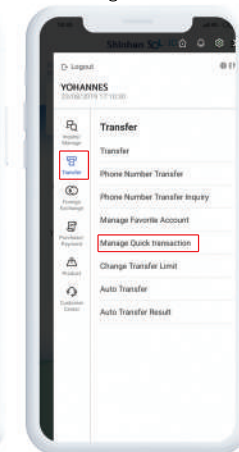
How register Widget Transfer



Change Login Method



Widget Transfer



SOL Home Screen

